

Important Information - MiFID II

On 3rd January 2018, the new European legislation, the Markets in Financial Instruments Directive and the Markets in Financial Instruments Regulation (collectively, “MiFID II”) will take effect across all European Union (EU) member states, including Cyprus.

Investor Protection - Product Governance & Target Market Information

Pursuant to MiFID II, The Cyprus Investment and Securities Corporation Ltd (“CISCO”, “us”, “we” and “our”, as appropriate) has an obligation to comply with product governance requirements, which include the implementation of target market assessment for financial instruments which CISCO offers or sells (as a distributor) to you (the “Client”, “yourself” and “your”, as appropriate).

The rules under product governance may be applied in a proportionate manner, depending on the complexity of the product and the degree to which publicly available information can be obtained, taking into account the nature of the instrument, the investment service and the target market.

CISCO has three types of clients, Retail, Professional and Eligible Counterparty. Based on the Knowledge and Experience criteria, Retail clients can then be classified as Basic, Informed and Advanced clients. CISCO has decided to classify all its Retail clients as Basic clients and hence give them access to all non-complex products.

Investor Protection- Costs & Associated Charges Information

CISCO also has an obligation to provide you with clear and comprehensible information regarding CISCO and its services, the financial instruments and proposed investment strategies, execution venues and all costs and associated charges in good time before the provision of services. This is done in order to ensure your awareness of all costs and associated charges to be incurred as well as to enable you to evaluate such information and compare with different financial instruments and investment services.

Further to the information already provided in the agreement for the provision of investment services and the MiFID Pre-Contractual Information Package (the “Info Pack”), we are communicating to give you additional information for the costs and associated charges.

All costs and associated charges which should form part of the amount disclosed to you should be separated and aggregated in two main categories:

- Costs and associated charges related to the financial instrument (the “Financial Product Costs” or “Product Costs”). These should generally be considered as costs related to the manufacturing and managing of the financial instrument.

- Costs and associated charges charged for the investment service(s) and/or ancillary services (the “Investment Service Costs” or “Service Costs”). These should generally be considered as costs related to the establishment and maintenance of a position in a financial instrument charged by us or other parties.

For each of these categories, we will show separate figures comprising:

- **Entry Costs** which may include one-off, incidental, transaction and ancillary services costs.
- **Running Costs** which may include on-going, incidental, transaction and ancillary services costs.
- **Exit Costs** which may include one-off, incidental, transaction and ancillary services costs.

The costs and associated charges which are presented herein refer to the provision by CISCO of the following **investment services** and/or **ancillary services**:

- Reception, Transmission and Execution of Orders.
- Investment Advice.
- Global Custody Services.
- Investment Research.
- Foreign Exchange.

Appendix 1 details the general costs and associated charges in the new format as prescribed by MiFID II, presented in the two main categories (Service Costs and Product Costs) and in the three sub-categories (Entry Costs, Running Costs and Exit Costs) as described above. These costs may be applicable across all different asset classes and financial instruments.

Appendix 2 details asset class specific costs and associated charges in the new format as prescribed by MiFID II, presented in the two main categories (Service Costs and Product Costs) and in the three sub-categories (Entry Costs, Running Costs and Exit Costs) as described above. These costs are applicable for specific asset classes and financial instruments.

Any terms used but not defined in this document shall have the meaning given to them in the Agreement and/or the Info Pack. Any terms used in this document and not otherwise interpreted shall have the meaning attributed thereto in the Law.

Yours faithfully,

The Cyprus Investment and Securities Corporation Ltd

Important Disclosures & Disclaimers

The information set out herein is required by law and you are advised to read it so you can make an informed decision about whether to invest. It should be read in conjunction with the Agreement and the Info Pack. This information is not marketing material. Under no circumstances is it to be used or considered as an offer to sell, or a solicitation of any offer to buy, any financial instrument. We recommend that you independently evaluate particular strategies and consult a financial adviser before proceeding to the purchase or sale of any financial instrument.

Any recipient of this document is solely responsible for making its own independent appraisal of and investigations into the transaction and agreements referred to in the document and should not rely on any information contained in this document as constituting advice. We are not providing legal, tax, accounting or other specialist advice. This material has been prepared for informational purposes only and is not intended to provide, and should not be relied on for, tax, legal or accounting advice. You should consult your own tax, legal and accounting advisors before engaging in any transaction.

No part of this document may be reproduced, stored in a retrieval system, or transmitted, on any form or by any means, electronic, mechanical, photocopying, recording or otherwise, without the prior written permission of CISCO.

The information set out herein may be subject to revision and may change materially. We shall inform you accordingly of any changes to such information.

Costs & Associated Charges Information document

	Page
Appendix 1: General Costs & Associated Charges	5
Appendix 2: Financial Instrument Specific Costs & Associated Charges	8
Equities (Shares), Exchange Traded Funds	8
Indicative Example – Equities & ETFs (CISCO On-Line)	10
Indicative Example – Equities & ETFs (Global eTrading)	12
Options	14
Indicative Example – Options (Global eTrading)	15
Futures	16
Indicative Example – Futures (Global eTrading)	17
Bonds	18
Indicative Example – Bonds (CISCO On-Line)	20
Indicative Example – Bonds (Global eTrading)	22
Equity CFDs	24
Indicative Example – Equity CFDs (Global eTrading)	25

Appendix 1: General Costs & Associated Charges

The tables below present the general costs and associated charges in the new format as prescribed by MiFID II, presented in the two main categories (Service Costs and Product Costs) and the three sub-categories (Entry Costs, Running Costs and Exit Costs) as described above. These costs may be applicable across all different asset classes and financial instruments.

PRODUCT COSTS		
Product Costs differ between financial instruments. Product-specific costs and associated charges are presented in Appendix 2.		
SERVICE COSTS		
<i>Entry Costs</i>		
Cost Item	Amount	Details
Stamp Duty for Agreements / Mandates	As specified by the Law:€35 Additional Agreement-Copy: €2	
Certifying Officer Fee	As incurred	
Opening of a Share Account at CSE, ASE ,XNET	€15+€5	
Stamp Duty for Power of Attorney	€6,00	
Deposit of POA at the CSE	€5,00	
Deposit of legal documents at the CSE	€10 for Cypriot Entities €20 for Foreign Entities	
Reactivation Fee	Physical Persons: €30 Legal Persons: €60	Concerns clients whose status is dormant.

Review Fee	Legal Persons: €30	Depending on AML categorisation of the client, this will take place annually for High Risk clients, every 3 years for Medium Risk clients and every 5 years for Low Risk clients
Taxation	As incurred	Please consult your own legal and tax advisors for the tax implications of your investments.
Running Costs		
Cost Item	Amount	Details
Interest rate on debit balances	As per BOC policy	
Interest Rate on Credit Balances	Will depend on the weighted average interest received on CISCO Clients' Money	
Double Tax Treaty (DTT) Relief fee, Relief at Source	\$35 per three years	
Transfer of dematerialised securities from/to another custodian fee	€50 per title	
Transfer of dematerialised securities from the Special Account per title	€5,00 for each security, with maximum charge €20 per movement +additional charge (if any) based on the portfolio value and the period of custody in the Special Account + €5,00 per portfolio	
Application for Investor's Share Account Search CSE	€0,50	
Issue of Statement from CSE	€4,00	
Transactions effected through and out of the Cyprus Stock Exchange and Athens Stock Exchange	<ul style="list-style-type: none"> I. Shares II. Corporate Bonds III. Government Bonds IV. In case of death conveyance 	<ul style="list-style-type: none"> I. 0,16% on the value of shares with minimum charge €4,00 + 0,1% on the value of shares, with minimum charge €10,00 II. 0,16% on the value of bonds with minimum charge €4,00 + 0,1% on the value of bonds, with minimum charge €10,00 III. 0,02% on the value of

		bonds, with minimum charge €2,00 + 0,1% on the value of bonds, with minimum charge €10,00 IV. 0,075% on the value of shares, with minimum charge €5,00 per inheritor, per transaction + 0,1% at the value of shares, with minimum charge €10,00
Taxation	As incurred	Please consult your own legal and tax advisors for the tax implications of your investments.
Exit Costs		
Cost Item	Amount	Details
Taxation	As incurred	Please consult your own legal and tax advisors for the tax implications of your investments.

Notes to table:

- *Additional product and service costs may occur at entry or exit as well as during the holding period of the Financial Instrument; these will be charged as incurred.*
- *The commission rate is negotiable. The client has the right to apply for a better rate. The application is submitted in writing to the General Manager for approval. Among the criteria that will determine approval or rejection of the application are the value and frequency of transactions, the total value of the portfolio, the length of customer relationship with the Company etc.*
- *Stock Exchange Fees and Central Depository Fees are determined by the Cyprus Stock Exchange, the Central Depository, the Athens Exchange and the Athens Central Depository respectively. Each customer is charged according to the latest fee policy of each Stock Exchange respectively.*
- *Additionally the transaction fees charged by the Exchange or Central Depository in Cyprus or Greece on each Member/Operator are passed on to the customer.*
- *Sales tax is determined by the Cypriot Ministry of Finance and the Greek Ministry of Finance respectively with regard to orders executed on the Stock Exchanges respectively and is only imposed on sales of equities, warrants, rights and convertible corporate bonds.*

Taxation

Your Investments, Cash and Transactions carried-out under or in connection with the Agreement may be subject to Taxes. You should consult your own legal and tax advisors for the tax implications involved hereunder, which may be affected by, among other things, your country of tax residence and/or the type of Investment and/or your tax profile.

Appendix 2: Financial Instrument Specific Costs & Associated Charges

PRODUCT COSTS – Equities		
<i>Entry Costs</i>		
Cost Item	Amount	Details
None	Zero	
<i>Running Costs</i>		
Cost Item	Amount	Details
None	Zero	
<i>Exit Costs</i>		
Cost Item	Amount	Details
None	Zero	

PRODUCT COSTS – ETFs		
<i>Entry Costs</i>		
Cost Item	Amount	Details
None	Zero	
<i>Running Costs</i>		
Cost Item	Amount	Details
Expense Ratio	As determined by the ETF product manufacturer, and generally expressed as a % of the ETF's average net assets.	Annual fee charged by ETFs to their shareholders. Includes operating expenses that the ETF pays for portfolio management, administration, marketing, and distribution, among other expenses.
<i>Exit Costs</i>		
Cost Item	Amount	Details
None	Zero	

SERVICE COSTS – Equities, ETFs (Global eTrading)		
<i>Entry Costs</i>		
Cost Item	Amount	Details
Transaction Commission	Please visit website: http://www.cisco-online.com.cy/brokerage-services/our-business/pricing/equities/	Depends on trading venue
Exchange Fees/ Stamp Duty/ Financial Transaction Tax / Stamp Tax / Stamp Fee / Registration Fee / PTM Levy / SEC Fees / Securities Transfer Tax	Please visit website: http://www.cisco-online.com.cy/brokerage-services/our-business/pricing/equities/	Depends on trading venue, subject to change and can apply on buy and/or sell orders. There are trading venues that do not charge any fees.

Running Costs		
Cost Item	Amount	Details
None	Zero	
Exit Costs		
Cost Item	Amount	Details
Transaction Commission	Please visit website: http://www.cisco-online.com.cy/brokerage-services/our-business/pricing/equities/	Depends on trading venue,
Exchange Fees/ Stamp Duty/ Financial Transaction Tax / Stamp Tax / Stamp Fee / Registration Fee / PTM Levy / SEC Fees / Securities Transfer Tax	Please visit website: http://www.cisco-online.com.cy/brokerage-services/our-business/pricing/equities/	Depends on trading venue, subject to change and can apply on buy and/or sell orders. There are trading venues that do not charge any fees.
SERVICE COSTS – Equities, ETFs CSE/ASE/XNET (CISCO On-Line)		
Entry Costs		
Cost Item	Amount	Details
Transaction Commission	CSE/ASE fees: http://www.cisco-online.com.cy/globalassets/cisco/charges/costs-cse-and-ase.pdf XNET fees: http://www.cisco-online.com.cy/globalassets/cisco/charges/xnet-charges-eng.pdf	Depends on trading venue
Exchange Fees/ Stamp Duty/ Financial Transaction Tax / Stamp Tax / Stamp Fee / Registration Fee / PTM Levy / SEC Fees / Securities Transfer Tax	CSE/ASE fees: http://www.cisco-online.com.cy/globalassets/cisco/charges/costs-cse-and-ase.pdf XNET fees: http://www.cisco-online.com.cy/globalassets/cisco/charges/xnet-charges-eng.pdf	Depends on trading venue, subject to change and can apply on buy and/or sell orders. There are trading venues that do not charge any fees.
Running Costs		
Cost Item	Amount	Details
None	Zero	
Exit Costs		
Cost Item	Amount	Details
Transaction Commission	CSE/ASE fees: http://www.cisco-online.com.cy/globalassets/cisco/charges/costs-cse-and-ase.pdf XNET fees: http://www.cisco-online.com.cy/globalassets/cisco/charges/xnet-charges-eng.pdf	Depends on trading venue,
Exchange Fees/ Stamp Duty/ Financial Transaction Tax / Stamp Tax / Stamp Fee / Registration Fee / PTM Levy / SEC Fees / Securities Transfer Tax	CSE/ASE fees: http://www.cisco-online.com.cy/globalassets/cisco/charges/costs-cse-and-ase.pdf XNET fees: http://www.cisco-online.com.cy/globalassets/cisco/charges/xnet-charges-eng.pdf	Depends on trading venue, subject to change and can apply on buy and/or sell orders. There are trading venues that do not charge any fees.
<i>Note: Additional costs such as Foreign Exchange, Taxation and Custody Costs may incur at entry or exit as well as throughout the holding period of the Financial Instrument.</i>		

Indicative Example – EQUITIES and ETF's [typical transaction, CISCO On-Line]


This example provides you with the cost and associated charges information using CISCO's maximum rates as defined in the General and the Financial Instrument Specific Costs and Associated Charges tables above. The underlying instrument is only used for illustration purposes. The information is required under MiFID II and you are advised to read it so that you can make an informed decision on the potential costs and associated charges related to investments in equities and ETF's through CISCO On-Line.

Contract Details	
Product Asset Class	Equities (Shares)
Product Name	ABC Company Ltd
Product ISIN	DExxxxxxxx
Share Class (if applicable)	n/a
Stock Exchange (if applicable)	Deutsche Börse XETRA
Quantity	10.000
Price	1,20
Gross Investment Amount	12.000
Currency	EUR
Action	Buy
Order Type	Limit

Assumptions	
Performance	0,00%
Holding period in years	5
Further investment (or redemption) during holding period	No
Costs & charges applicable rates	Maximum

Itemisation of Charge Categories			
	Description/ Frequency	Amount (EUR)	% of investment amount
<u>PRODUCT COSTS</u>			
<i>Entry Costs</i>			
Product Entry Fee		0	0,00%
<i>Running Costs</i>			
Product Running Fee		0	0,00%
<i>Exit Costs</i>			
Product Exit Fee		0	0,00%
TOTAL PRODUCT COSTS		0	0,00%
<u>SERVICE COSTS</u>			
<i>Entry Costs</i>			
Transaction Commission	One-off	120,00	1,00%
Settlement	One-off	0	0,00%
Exchange Fees ¹	One-off	4,80	0,04%
Foreign Exchange Costs ²	One-off	0	0,00%
<i>Running Costs</i>			
Safekeeping Fee ⁴	Per annum	0	0,00%
Corporate Action Fee ³	Per transaction	0	0,00%
Foreign Exchange Costs ²	Per transaction	0	0,00%
<i>Exit Costs</i>			
Transaction Commission	One-off	120,00	1,00%
Settlement	One-off	0	0,00%
Exchange Fees ¹	One-off	4,80	0,04%
Foreign Exchange Costs ²	One-off	0	0,00%
TOTAL SERVICE COSTS		249,60	2,08%
<u>AGGREGATED COSTS</u>			
<i>Entry Costs</i>			
		124,80	1,04%
Thereof Third Party Payments Received		0	0,00%
<i>Running Costs</i>			
		0	0,00%
Thereof Third Party Payments Received		0	0,00%
<i>Exit Costs</i>			
		124,80	1,04%
Thereof Third Party Payments Received		0	0,00%
AGGREGATED COSTS		249,60	2,08%
Thereof Third Party Payments Received		0	0,00%

Effect of Costs on Return



Indicative Example – EQUITIES and ETF's [typical transaction – Global eTrading]


This example provides you with the cost and associated charges information using CISCO's maximum rates as defined in the General and the Financial Instrument Specific Costs and Associated Charges tables above. The underlying instrument is only used for illustration purposes. The information is required under MiFID II and you are advised to read it so that you can make an informed decision on the potential costs and associated charges related to investments in equities and ETF's through CISCO Global eTrading.

Contract Details	
Product Asset Class	Equities (Shares)
Product Name	ABC Company Ltd
Product ISIN	DExxxxxxxxxx
Share Class (if applicable)	n/a
Stock Exchange (if applicable)	Deutsche Börse XETRA
Quantity	2.000
Price	11,65
Gross Investment Amount	23.300
Currency	EUR
Action	Buy
Order Type	Limit
Holding Period in Years	5

Assumptions	
Performance	0,00%
Holding period in years	5
Further investment (or redemption) during holding period	No
Costs & charges applicable rates	Maximum

Itemisation of Charge Categories			
	Description/ Frequency	Amount (EUR)	% of investment amount
<u>PRODUCT COSTS</u>			
<i>Entry Costs</i>			
Product Entry Fee		0	0,00%
<i>Running Costs</i>			
Product Running Fee		0	0,00%
<i>Exit Costs</i>			
Product Exit Fee		0	0,00%
TOTAL PRODUCT COSTS		0	0,00%
<u>SERVICE COSTS</u>			
<i>Entry Costs</i>			
Transaction Commission	One-off	163	0,70%
Settlement	One-off	0	0,00%
Exchange Fees ¹	One-off	0	0,00%
Foreign Exchange Costs ²	One-off	0	0,00%
<i>Running Costs</i>			
Safekeeping Fee ⁴	Per annum	0	0,00%
Corporate Action Fee ³	Per transaction	0	0,00%
Foreign Exchange Costs ²	Per transaction	0	0,00%
<i>Exit Costs</i>			
Transaction Commission	One-off	163	0,70%
Settlement	One-off	0	0,00%
Exchange Fees ¹	One-off	0	0,00%
Foreign Exchange Costs ²	One-off	0	0,00%
TOTAL SERVICE COSTS		326	1,40%
<u>AGGREGATED COSTS</u>			
<i>Entry Costs</i>			
Thereof Third Party Payments Received		163	0,70%
Thereof Third Party Payments Received		0	0,00%
<i>Running Costs</i>			
Thereof Third Party Payments Received		0	0,00%
Thereof Third Party Payments Received		0	0,00%
<i>Exit Costs</i>			
Thereof Third Party Payments Received		163	0,70%
Thereof Third Party Payments Received		0	0,00%
AGGREGATED COSTS		326	1,40%
Thereof Third Party Payments Received		0	0,00%

Effect of Costs on Return



PRODUCT COSTS – Options		
Entry Costs		
Cost Item	Amount	Details
Premium	As per Instrument	Depends on specific Instrument
Running Costs		
Cost Item	Amount	Details
None	Zero	
Exit Costs		
Cost Item	Amount	Details
None	Zero	
TOTAL PRODUCT COSTS	Total of the above	

SERVICE COSTS - Options		
Entry Costs		
Cost Item	Amount	Details
Commission and Exchange fees	Please visit website: http://www.cisco-online.com.cy/globalassets/cisco/charges/stock-optionstrading-conditions_.pdf	Depends on trading venue
Running Costs		
Cost Item	Amount	Details
i) Carrying cost ii) Holding Fee	i) $Carrying\ Cost = Margin\ requirement * Holding\ time * (Relevant\ Interbank\ rate + Markup) / (365\ or\ 360\ days)$ ii) Please visit website: http://www.cisco-online.com.cy/globalassets/cisco/charges/holding-fee-conditions_.pdf	Overnight positions in Futures, Listed Options and Expiring CFDs will be subject to a carrying cost. The carrying cost will be calculated on the basis of the daily margin requirement and applied when a position is held overnight. The funding rate used for calculating the carrying cost is based in the relevant Interbank-rate + markup (150 bps).
Exit Costs		
Cost Item	Amount	Details
Commission and Exchange fees	Please visit website: http://www.cisco-online.com.cy/globalassets/cisco/charges/stock-optionstrading-conditions_.pdf	Depends on trading venue

Indicative Example – OPTIONS [Typical transaction – Global eTrading]

This example provides you with the cost and associated charges information for products traded via trading platform using CISCO's rates as defined in the General Costs and Associated Charges table. The underlying instrument is only used for illustration purposes. The information is required under MiFID II and you are advised to read it so that you can make an informed decision on the costs and associated charges related to investing in products traded via trading platform through CISCO

Contract details – Options	
Product Asset Class	Option
Product Name	Stock Option : ABC Company Ltd
Exercise Style	American
Settlement Type	Physical
Quantity	10 lots
Premium	3700
Investment Currency	USD
Underlying	ABC Company Ltd
Option Type	Long Call
Strike Price	175
Tenor	30 days

Itemisation of charge categories			
	Frequency /Description	Amount (USD)	% of investment amount
<u>PRODUCT COSTS</u>			
Entry Costs	Premium	0	0.00%
Running Costs		0	0.00%
Exit Costs		0	0.00%
TOTAL PRODUCT COSTS		0	0.00%
<u>SERVICE COSTS</u>			
Entry Costs	Brokerage Commission (\$15 per lot)	150	0.0406%
	Exchange fee (\$0.0431 per lot)	0.43	0.0002%
Running Costs	Carrying costs & Holding Fee	0.00	0.0000%
Exit Costs	Brokerage Commission (\$15 per lot)	150	0.0406%
	Exchange fee (\$0.0431 per lot)	0.43	0.0002%
TOTAL SERVICE COSTS		300.86	0.0816%
<u>AGGREGATED COSTS</u>			
Entry Costs		150.43	0.0408%
Running Costs		0	0.0000%
Exit Costs		150.43	0.0408%
TOTAL AGGREGATED COSTS		300.86	0.0816%

Note: Additional costs such as Foreign Exchange, Taxation and Custody Costs may incur at entry or exit as well as throughout the holding period of the Financial Instrument.

All trading Conditions are available on CISCO Global eTrading Platform under section Trading Conditions

PRODUCT COSTS - FUTURES		
<i>Entry Costs</i>		
Cost Item	Amount	Details
None	Zero	
<i>Running Costs</i>		
Cost Item	Amount	Details
None	Zero	
<i>Exit Costs</i>		
Cost Item	Amount	Details
None	Zero	
TOTAL PRODUCT COSTS	Zero	

SERVICE COSTS – FUTURES		
<i>Entry Costs</i>		
Cost Item	Amount	Details
Commission and Exchange fees	Please visit website: http://www.cisco-online.com.cy/brokerage-services/our-business/pricing/futures/	Depends on trading venue
<i>Running Costs</i>		
Cost Item	Amount	Details
Carrying cost	$Carrying\ Cost = Margin\ requirement * Holding\ time * (Relevant\ Interbank\ rate + Markup) / (365\ or\ 360\ days)$	Overnight positions in Futures will be subject to a carrying cost. The carrying cost will be calculated on the basis of the daily margin requirement and applied when a position is held overnight. The funding rate used for calculating the carrying cost is based in the relevant Interbank-rate + markup (150 bps).
<i>Exit Costs</i>		
Cost Item	Amount	Details
Commission and Exchange fees	Please visit website: http://www.cisco-online.com.cy/brokerage-services/our-business/pricing/futures/	Depends on trading venue

Indicative Example – FUTURES [Typical transaction – Global eTrading]

This example provides you with the cost and associated charges information for products traded via trading platform using CISCO's rates as defined in the General Costs and Associated Charges table. The underlying instrument is only used for illustration purposes. The information is required under MiFID II and you are advised to read it so that you can make an informed decision on the costs and associated charges related to investing in products traded via trading platform through CISCO.

Contract details	
Product Asset Class	Exchange Traded Future
Product Name	Future ABC Index – Mar 2018
Investment Amount	650,000 (10 lots*USD2600*50)
Investment Currency	USD
Underlying	Index * 50
Tenor	4 months (i.e. 120 days)

Itemisation of charge categories			
	Frequency /Description	Amount (USD)	% of investment amount
<u>PRODUCT COSTS</u>			
Entry Costs		0	0.00%
Running Costs		0	0.00%
Exit Costs		0	0.00%
TOTAL PRODUCT COSTS		0	0.00%
<u>SERVICE COSTS</u>			
Entry Costs	Brokerage Commission (\$20 per lot)	100	0.0002%
	Exchange fee	6	0.0000%
Running Costs	Carrying costs ((1.43+1.50%) * \$4,500k (Maintenance margin) * 4months)	33	0.0001%
Exit Costs	\$20 per lot	100	0.0002%
	Exchange fee	6	0.0000%
TOTAL SERVICE COSTS		245	0.0005%
<u>AGGREGATED COSTS</u>			
Entry Costs		106	0.0002%
Running Costs		33	0.0001%
Exit Costs		106	0.0002%
TOTAL AGGREGATED COSTS		245	0.0005%

Note: Additional costs such as Foreign Exchange, Taxation and Custody Costs may incur at entry or exit as well as throughout the holding period of the Financial Instrument.

All trading Conditions are available on CISCO Global eTrading Platform under section Trading Conditions

PRODUCT COSTS – Bonds, CISCO Global eTrading		
<i>Entry Costs</i>		
Cost Item	Amount	Details
None	Zero	
<i>Running Costs</i>		
Cost Item	Amount	Details
None	Zero	
<i>Exit Costs</i>		
Cost Item	Amount	Details
None	Zero	

SERVICE COSTS – Bonds		
<i>Entry Costs</i>		
Cost Item	Amount	Details
Transaction Commission	0,2% of Trade Amount	Minimum EUR 80 per transaction
<i>Running Costs</i>		
Cost Item	Amount	Details
[Custody-Ancillary] Safekeeping Fee	0.10 % p.a. The custody fee will be calculated daily using the end of day values and charged on a monthly basis . Regional differences may apply.	
[Custody-Ancillary] Corporate Action Fee	Zero	
<i>Exit Costs</i>		
Cost Item	Amount	Details
Transaction Commission	0,2% of Trade Amount	Minimum EUR 80 per transaction
[Custody-Ancillary] Settlement Fee	Zero	

Note: Additional costs such as Foreign Exchange, Taxation and Custody Costs may incur at entry or exit as well as throughout the holding period of the Financial Instrument.

All trading Conditions are available on CISCO Global eTrading Platform under section Trading Conditions

PRODUCT COSTS – Bonds, CISCO Online		
<i>Entry Costs</i>		
Cost Item	Amount	Details
None	Zero	
<i>Running Costs</i>		
Cost Item	Amount	Details
None	Zero	
<i>Exit Costs</i>		
Cost Item	Amount	Details
None	Zero	

SERVICE COSTS – Bonds		
<i>Entry Costs</i>		
Cost Item	Amount	Details
Transaction Commission	1,00% of Trade Amount	Minimum EUR 5 per transaction
<i>Running Costs</i>		
Cost Item	Amount	Details
[Custody-Ancillary] Safekeeping Fee	Zero	
[Custody-Ancillary] Corporate Action Fee	Zero	
<i>Exit Costs</i>		
Cost Item	Amount	Details
Transaction Commission	1.00% of Trade Amount	Minimum EUR 5 per transaction

Indicative Example – BONDS [typical transaction –CISCO On-Line]

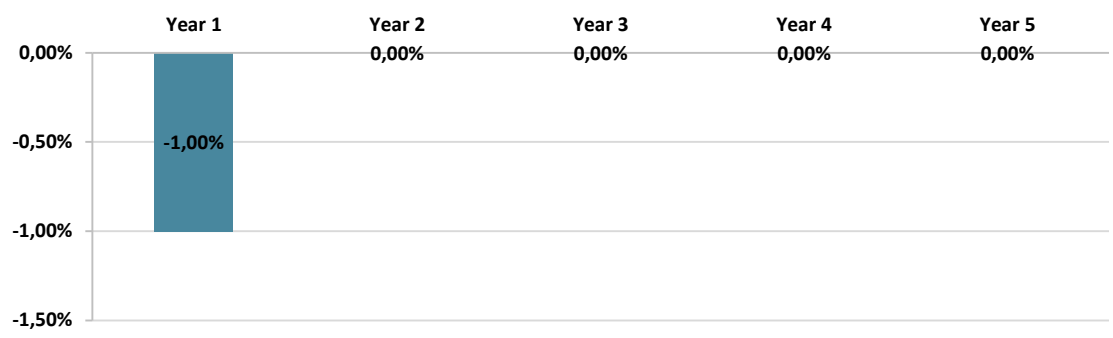
This example provides you with the cost and associated charges information using CISCO's maximum rates as defined in the General and the Financial Instrument Specific Costs and Associated Charges tables above. The underlying instrument is only used for illustration purposes. The information is required under MiFID II and you are advised to read it so that you can make an informed decision on the potential costs and associated charges related to investments in bonds through CISCO.

Contract Details			
Product Asset Class	Bonds		
Product Name	ABC Government Bond		
Product ISIN	CYxxxxxxxxxx		
Share Class (if applicable)	n/a		
Stock Exchange (if applicable)	Cyprus Stock Exchange		
Quantity	100		
Min Piece	1.000		
Price	118,00		
Gross Investment Amount	118.000		
Currency	EUR		
Action	Buy		
Order Type	Limit		
Holding Period in Years	To maturity (2025)		

Assumptions	
Performance	0,00%
Holding period in years	To maturity (2025)
Further investment (or redemption) during holding period	No
Costs & charges applicable rates	Maximum

Itemisation of Charge Categories			
	Description/ Frequency	Amount (EUR)	% of investment amount
<u>PRODUCT COSTS</u>			
<i>Entry Costs</i>			
Product Entry Fee		0	0,00%
<i>Running Costs</i>			
Product Running Fee		0	0,00%
<i>Exit Costs</i>			
Product Exit Fee		0	0,00%
TOTAL PRODUCT COSTS		0	0,00%
<u>SERVICE COSTS</u>			
<i>Entry Costs</i>			
Transaction Commission	One-off	1.180	1,00%
Settlement	One-off	0	0,00%
Exchange Fees ¹	One-off	0	0,00%
Foreign Exchange Costs ²	One-off	0	0,00%
<i>Running Costs</i>			
Safekeeping Fee ⁴	Per annum	0	0,00%
Corporate Action Fee ³	Per transaction	0	0,00%
Foreign Exchange Costs ²	Per transaction	0	0,00%
<i>Exit Costs</i>			
Transaction Commission	One-off	0	0,00%
Settlement	One-off	0	0,00%
Exchange Fees ¹	One-off	0	0,00%
Foreign Exchange Costs ²	One-off	0	0,00%
TOTAL SERVICE COSTS		1.180	1,00%
<u>AGGREGATED COSTS</u>			
<i>Entry Costs</i>			
Thereof Third Party Payments Received		1.180	1,00%
Thereof Third Party Payments Received		0	0,00%
<i>Running Costs</i>			
Thereof Third Party Payments Received		0	0,00%
<i>Exit Costs</i>			
Thereof Third Party Payments Received		0	0,00%
AGGREGATED COSTS		1.180	1,00%
Thereof Third Party Payments Received		0	0,00%

Effect of Costs on Return



Indicative Example – BONDS [typical transaction –Global eTrading]

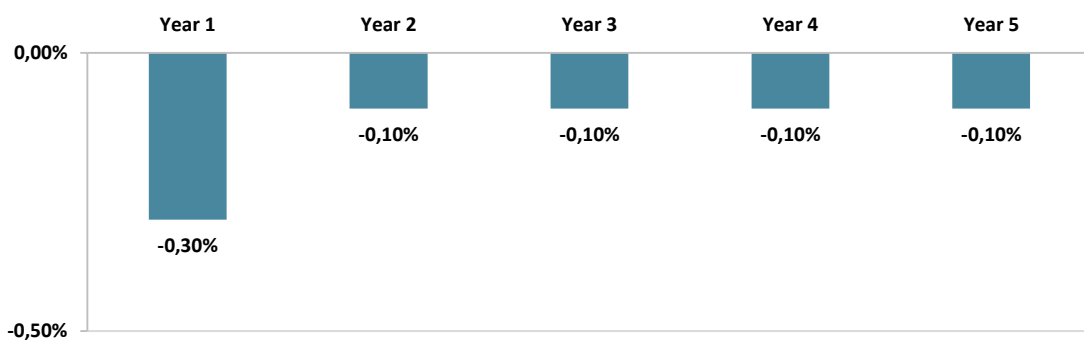
This example provides you with the cost and associated charges information using CISCO's maximum rates as defined in the General and the Financial Instrument Specific Costs and Associated Charges tables above. The underlying instrument is only used for illustration purposes. The information is required under MiFID II and you are advised to read it so that you can make an informed decision on the potential costs and associated charges related to investments in bonds through CISCO.

Contract Details	
Product Asset Class	Bonds
Product Name	ABC Government Bond
Product ISIN	XSxxxxxxxx
Share Class (if applicable)	n/a
Stock Exchange (if applicable)	London Stock Exchange
Quantity	50
Min Piece	1.000
Price	110,00
Gross Investment Amount	55.000
Currency	EUR
Action	Buy
Order Type	Limit
Holding Period in Years	To maturity (2025)

Assumptions	
Performance	0,00%
Holding period in years	To maturity (2025)
Further investment (or redemption) during holding period	No
Costs & charges applicable rates	Maximum

Itemisation of Charge Categories			
	Description/ Frequency	Amount (EUR)	% of investment amount
<u>PRODUCT COSTS</u>			
<i>Entry Costs</i>			
Product Entry Fee		0	0,00%
<i>Running Costs</i>			
Product Running Fee		0	0,00%
<i>Exit Costs</i>			
Product Exit Fee		0	0,00%
TOTAL PRODUCT COSTS		0	0,00%
<u>SERVICE COSTS</u>			
<i>Entry Costs</i>			
Transaction Commission	One-off	110	0,20%
Settlement	One-off	0	0,00%
Exchange Fees ¹	One-off	0	0,00%
Foreign Exchange Costs ²	One-off	0	0,00%
<i>Running Costs</i>			
Safekeeping Fee ⁴	Per annum	275	0,50%
Corporate Action Fee ³	Per transaction	0	0,00%
Foreign Exchange Costs ²	Per transaction	0	0,00%
<i>Exit Costs</i>			
Transaction Commission	One-off	0	0,00%
Settlement	One-off	0	0,00%
Exchange Fees ¹	One-off	0	0,00%
Foreign Exchange Costs ²	One-off	0	0,00%
TOTAL SERVICE COSTS		385	0,70%
<u>AGGREGATED COSTS</u>			
<i>Entry Costs</i>			
Thereof Third Party Payments Received		110	0,20%
Thereof Third Party Payments Received		0	0,00%
<i>Running Costs</i>			
Thereof Third Party Payments Received		275	0,50%
Thereof Third Party Payments Received		0	0,00%
<i>Exit Costs</i>			
Thereof Third Party Payments Received		0	0,00%
Thereof Third Party Payments Received		0	0,00%
AGGREGATED COSTS		385	0,70%
Thereof Third Party Payments Received		0	0,00%

Effect of Costs on Return



PRODUCT COSTS – EQUITY CFDs		
Entry Costs		
Cost Item	Amount	Details
None	Zero	
Running Costs		
Cost Item	Amount	Details
None	Zero	
Exit Costs		
Cost Item	Amount	Details
None	Zero	
SERVICE COSTS – EQUITY CFDs		
Entry Costs		
Cost Item	Amount	Details
Transaction Commission	Please visit website: http://www.cisco-online.com.cy/globalassets/cisco/charges/cfds-trading-conditions .pdf	Depends on trading venue
Running Costs		
Cost Item	Amount	Details
Overnight Financing	Mark Up: Market ask rate + 1.5% Mark down: Market bid rate - 1.5%	
Carrying Cost on Expiring CFDs	Carrying Cost = Margin requirement * Holding time * (Relevant Interbank rate + Markup) / (365 or 360 days)	Overnight positions in Expiring CFDs will be subject to a carrying cost. The carrying cost will be calculated on the basis of the daily margin requirement and applied when a position is held overnight. The funding rate used for calculating the carrying cost is based in the relevant Interbank-rate + markup (150 bps).
Exit Costs		
Cost Item	Amount	Details
Transaction Commission	Please visit website: http://www.cisco-online.com.cy/globalassets/cisco/charges/cfds-trading-conditions .pdf	Depends on trading venue

Note: Additional costs such as Foreign Exchange, Taxation and Custody Costs may incur at entry or exit as well as throughout the holding period of the Financial Instrument.

All trading Conditions are available on CISCO Global eTrading Platform under section Trading Conditions

Indicative Example – EQUITY CFDs [typical transaction – Global eTrading]

This example provides you with the cost and associated charges information using CISCO's maximum rates as defined in the General and the Financial Instrument Specific Costs and Associated Charges tables above. The underlying instrument is only used for illustration purposes. The information is required under MiFID II and you are advised to read it so that you can make an informed decision on the potential costs and associated charges related to investments in Equity CFDs through CISCO.

Contract Details	
Product Asset Class	Equity CFD
Product Name	ABC Company Ltd
Product ISIN	
Share Class (if applicable)	n/a
Stock Exchange (if applicable)	Underlying Instrument traded in LSE - London Stock Exchange
Quantity	50.000
Price	173,00
Gross Investment Amount	86.500
Currency	GBP
Action	Buy
Order Type	Limit
Holding Period in Years	5

Assumptions	
Performance	0,00%
Holding period in years	5
Further investment (or redemption) during holding period	No
Costs & charges applicable rates	Maximum

Itemisation of Charge Categories			
	Description/ Frequency	Amount (EUR)	% of investment amount
<u>PRODUCT COSTS</u>			
<i>Entry Costs</i>			
Product Entry Fee		0	0,00%
<i>Running Costs</i>			
Product Running Fee		0	0,00%
<i>Exit Costs</i>			
Product Exit Fee		0	0,00%
TOTAL PRODUCT COSTS		0	0,00%
<u>SERVICE COSTS</u>			
<i>Entry Costs</i>			
Transaction Commission	One-off	173	0,20%
Settlement	One-off	0	0,00%
Exchange Fees ¹	One-off	0	0,00%
Foreign Exchange Costs ²	One-off	0	0,00%
<i>Running Costs</i>			
Safekeeping Fee ⁴	Per annum	0	0,00%
Corporate Action Fee ³	Per transaction	8.496	9,82%
Foreign Exchange Costs ²	Per transaction	0	0,00%
<i>Exit Costs</i>			
Transaction Commission	One-off	173	0,20%
Settlement	One-off	0	0,00%
Exchange Fees ¹	One-off	0	0,00%
Foreign Exchange Costs ²	One-off	0	0,00%
TOTAL SERVICE COSTS		8.842	10,22%
<u>AGGREGATED COSTS</u>			
<i>Entry Costs</i>			
Thereof Third Party Payments Received		173	0,20%
Thereof Third Party Payments Received		0	0,00%
<i>Running Costs</i>			
Thereof Third Party Payments Received		8.496	9,82%
Thereof Third Party Payments Received		0	0,00%
<i>Exit Costs</i>			
Thereof Third Party Payments Received		173	0,20%
Thereof Third Party Payments Received		0	0,00%
AGGREGATED COSTS		8.842	10,22%
Thereof Third Party Payments Received		0	0,00%

Effect of Costs on Return

